

NSG

legacy management

CARBON REDUCTION PLAN

NSG REFERENCE: NB933/500/007 3.0

NSG Environmental Ltd
Scientia House
Western Avenue
Matrix Park
Chorley
PR7 7NB
Tel: 01772 458 818
Fax: 01772 458 819

NSG ENVIRONMENTAL LTD Scientia House, Western Avenue Matrix Park, Chorley PR7 7NB		Carbon Reduction Plan		
Amendment Record				
Issue No.	Section	Description	Author	Date
1	All	Initial issue	A Gardner	30/03/23
2	All	Updated to reflect findings of independent data audit	D Walker	31/08/23
3	All	Updated to include 2023 data	D Walker	12/08/24

CONTENTS

CONTENTS	3
1 INTRODUCTION.....	4
2 ORGANISATIONAL AND OPERATIONAL BOUNDARIES OF THE COMPANY	4
3 COMMITMENT TO ACHIEVING NET ZERO.....	4
4 BASELINE EMISSIONS FOOTPRINT	4
5 INTENSITY RATIO	5
6 EMISSIONS REDUCTION TARGETS	6
7 CARBON REDUCTION ACTIONS.....	7
8 METHODOLOGY.....	8
9 DECLARATION AND SIGN OFF	8

1 INTRODUCTION

As NSG Limited (NSG) is classified as a large unquoted company under the definitions set in Section 465 and 466, Chapter 15 of Companies Act 2006, it needs to comply with the new government legislation implemented by The Companies (Directors' Report) and Limited Liability Partnerships (Energy and Carbon Report) Regulations 2018 ("the 2018 Regulations") on Streamlined Energy and Carbon Reporting (SECR).

To fulfil this, we have measured our UK energy and greenhouse gas emissions as classified within Scope 1, Scope 2 and mandatory element of Scope 3 of the Streamlined Energy and Carbon Reporting (SECR) regulations, which are material to our organisation's activities and form the data this plan is based upon.

We are not currently including non-mandatory elements of Scope 3 energy as these are not material to our organisation.

2 ORGANISATIONAL AND OPERATIONAL BOUNDARIES OF THE COMPANY

NSG's structural and operational boundaries are the same. During the latest data reporting period (Financial Year 2023/24), NSG operated from eleven premises (seven locations) in the UK:

- Scientia House, Chorley
- Fortuna Court, Reading
- Juno House, Reading
- Achilles House, Reading
- Youngs Yard, Reading
- Eagle Tower, Cheltenham
- Westlakes Lakes Science Park, Whitehaven [moved from Phoenix Court, Cleator Moor during year]

The company's head office is located at Scientia House Matrix Park Chorley Lancashire PR7 7NB.

The energy consumed by all sites has been quantified and included in the NSG SECR Year 2 report.

3 COMMITMENT TO ACHIEVING NET ZERO

NSG Environmental Ltd is committed to achieving Net Zero emissions by 2050 in line with the government ambition to achieve Net Zero. More investigation work is being undertaken in the organisation to see if these ambitions can be bettered and NSG can achieve Net Zero sooner.

4 BASELINE EMISSIONS FOOTPRINT

Baseline emissions are a record of the greenhouse gases that have been produced in the past and were produced prior to the introduction of any strategies to reduce emissions. Baseline emissions are the reference point against which emissions reduction can be measured. These have been measured in line with ISO 14064-1 as well as the GHG Protocol, using the government conversion factors to generate the emissions figures.

The financial year 2022/23 was selected as the baseline year using the audited data for 2022/23.

As at 31 March 2024 the Company's energy usage and associated carbon emissions for the year, 1 April 2023 to 31 March 2024 were as follows:

Table 1: Total energy consumption and associated greenhouse gas emissions from Scope 1, Scope 2 and Scope 3 for Year 1 & 2 reporting periods.

Energy Type:		Year 1 Reporting Period 2022			
		Energy Use (kWh)	% Split (kWh)	Emissions (tCO ₂ e/yr.)	% Split (tCO ₂ e)
Combustion of Gas	(Scope 1)	377,363	35.46%	68.9	31.13%
Electricity	(Scope 2)	331,621	31.16%	64.1	28.99%
Transport	(Scope 3)	355,178	33.38%	88.2	39.88%
Total	(Scope 1, 2 and 3)	1,064,162	100.00%	221.2	100.00%
Energy Type:		Year 2 Reporting Period 2023			
		Energy Use (kWh)	% Split (kWh)	Emissions (tCO ₂ e/yr.)	% Split (tCO ₂ e)
Combustion of Gas	(Scope 1)	277,763	28.77%	58	26.64%
Electricity	(Scope 2)	241,397	25.00%	49	22.66%
Transport	(Scope 3)	446,338	46.23%	109	50.70%
Total	(Scope 1, 2 and 3)	965,498	100.00%	215.9	100.00%

Note: Columns may not always add up due to rounding of numbers.

5 INTENSITY RATIO

Intensity ratios compare emissions data with an appropriate business metric or financial indicator. This allows a comparison of energy efficiency performance over time and with other similar types of organisation. NSG has chosen to compare overall energy consumption and associated emissions against the annual turnover figure for the 2023/24 financial year, which is the Company SECR Year 2 reporting period.

Table 2 Intensity Ratio - Energy consumption and associated GHG emissions per the annual turnover

Reporting Year	Total Energy Consumption (kWh)	Total GHG emissions (tCO ₂ e)	Annual turnover (£)	Intensity Ratio (kWh/ £100,000 of turnover)	Intensity Ratio (tCO ₂ e/ £100,000 of turnover)
SECR Year 1	1,064,162	221.2	54,121,000	1,966.26	0.409
SECR Year 2	965,498	216	67,901,000	1,421.92	0.318

During the period, NSG turnover and headcount increased. Despite this growth, measures put in place to reduce gas and electricity usage and corresponding emissions achieved overall reductions.

In a basic data comparison, it appears that these reductions were almost entirely offset by an increase in business travel. However, the intensity ratio demonstrates an over 25% decrease in energy consumption and 20% reduction in associated GHG emissions.

Energy intensity ratios are calculated and presented as advised by the Department for Energy Security and Net Zero (ESNZ) recommendations.

6 EMISSIONS REDUCTION TARGETS

In order to continue our progress to achieving Net Zero, we have adopted carbon reduction targets. Currently we are aligned with the UK government's ambitions to reach Net Zero by the year 2050. Currently however we do not have any more formal targets that we have set within our organisation due to the nascent nature of carbon reporting within NSG. Through the reporting and comparison of our baseline and subsequent year we now have the intention to further develop our carbon reduction plan with specific targets.

7 CARBON REDUCTION ACTIONS

The following energy reduction and environmental management measures and projects have been completed or implemented since the 2022/23 baseline:

- Continued upgrade of new IT equipment.
- Management of site facilities under the ownership of NSG – this has manifested itself through the continued closure of offices on Fridays as well as mandates for employees to spend more time working from home where possible and encouraging those coming into work to use more public transport or cycling. Additional measures at Scientia House included:
 - changing the timers on the heating/hot water systems from constant to interval heating
 - reduced usage of the workshop heaters over winter to better correlate with working hours/areas together with a slight adjustment in temperature

The increased remote working has also enabled NSG to grow without the need for more facilities.

- Installation of electric vehicle (EV) charging points at Scientia House to support and encourage the use of EVs.
- Introduction of electric company cars and electric company vans.

Going forwards, there is to be installation of solar panels at head office with the intention to reduce our electricity import and ensure that more of the electricity that we use internally will be emissions free.

To create a formal, structured approach to reducing our energy usage and emissions, a sustainability plan has been created, sustainability representatives have been appointed throughout the business and activities are underway to raise awareness in the workforce.

8 METHODOLOGY

The methodology used for determining energy and carbon emissions comes from a number of sources of GHG emissions:

- Natural gas used for building space heating (Scope 1)
- Electricity used for lighting, heating, ventilation and air conditioning (HVAC), and the operation of office equipment (Scope 2)
- The use of vehicles for business travel (Scope 3)

The energy consumption for our sites has been calculated from various sources, including utility invoices and meter readings, and in cases where these were not available, from industry benchmarks and floor area based on the Building Energy Efficiency Survey report for non-electrically heated offices published by the Department for Business Energy and Industrial Strategy (BEIS). Electricity consumption from most of our sites was determined from monthly meter readings taken by our staff. Gas consumption was determined from invoices for the full year.


Transport emissions were calculated based on the mileage covered during business trips using both company cars and personal vehicles (referred to as the "grey fleet"). Accurate carbon dioxide equivalent emissions calculations were ensured by utilising information on vehicle fuel types and engine sizes. Data was recorded in accordance with the Corporate Value Chain Standard.

Greenhouse gas emissions have been calculated using the UK Government approved and published conversion factors for company reporting, 2023. The energy consumption and associated GHG emissions from all our sites have been included in the NSG SECR Year 2 report.

9 DECLARATION AND SIGN OFF

This Carbon Reduction Plan has been completed in accordance with PPN 06/21 and associated guidance and reporting standard for Carbon Reduction Plans.

Emissions have been independently audited and reported in accordance with SECR requirements/

Signed 

Name: Jim Porter

Position: Managing Director

Date: January 2025






NB933-500-007 NSG-Carbon-Reduction-Plan-2024

Final Audit Report

2025-01-20

Created:	2025-01-20
By:	Ellie Porter (ellie.porter@nsgltd.com)
Status:	Signed
Transaction ID:	CBJCHBCAABAABzPq7JGI9JZVIBbVJ5k4zkB2XqFLNYge

"NB933-500-007 NSG-Carbon-Reduction-Plan-2024" History

-  Document created by Ellie Porter (ellie.porter@nsgltd.com)
2025-01-20 - 10:36:40 AM GMT
-  Document emailed to Jim Porter (jim.porter@nsgltd.com) for signature
2025-01-20 - 10:36:45 AM GMT
-  Email viewed by Jim Porter (jim.porter@nsgltd.com)
2025-01-20 - 10:42:26 AM GMT
-  Document e-signed by Jim Porter (jim.porter@nsgltd.com)
Signature Date: 2025-01-20 - 1:01:12 PM GMT - Time Source: server
-  Agreement completed.
2025-01-20 - 1:01:12 PM GMT